

T Together @ Home

Here are some activities you could do together as a family, begin with the story and then do as many or as few as you like, in any order.



Bible Passage

Today we will be exploring together, the story of Moses being born.

You can find it in your Bible in:

Exodus 1:8-2:10

Read the story together – choose a Bible translation or children’s story version which best suits your group.



A prayer to say together

Dear God,
Thank you for the story of Moses which reminds us that you are our protector. We thank you that you not only kept Moses alive but provided everything that he needed.

We thank you for our own families, who take care of us and provide for us.

We pray for all those families in the world who are struggling to have everything they need. We pray especially for those families making difficult decisions to keep their children safe.

Amen.

Discussion

A question for adults to ask children

What did Pharaoh say should happen to all the Hebrew baby boys?

What a change from the positive relationship Joseph and his family had with the previous Pharaoh. The new Pharaoh was intimidated by the Israelite people and worried that they would try to take control of Egypt.

Pharaoh said that all the babies born to the Israelite women should be thrown into the Nile. Technically that is just what Moses’ mother did – she just made sure he was safely wrapped up in a basket first!

Some questions for children to ask adults

How did you feel the day I joined your family?

Why did you choose my name?



Family Activity 1

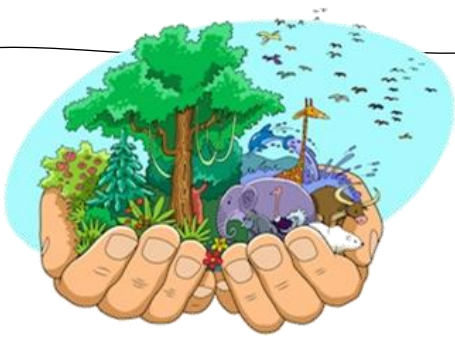
You will need: paper, any craft materials you have in the house.

Moses was placed into a basket made of reeds and floated safely down the Nile. Fold your own origami boat and decorate it to look like a basket. Draw or craft a baby to go in your boat. Float the boat in your bath or why not test it out with a visit to a stream or river nearby. *(Make sure you can rescue your boat and don’t leave any litter)*

A template is on page 3. There are lots of videos on Youtube to help you fold a boat – just search for ‘how to make a paper boat that floats’ or copy this link:

<https://www.youtube.com/watch?v=6X7g5RWSEq4>

Alternative for younger children: At Bath Time explore which items float and which sink using some waterproof toys/dolls.




A verse to remember

Psalm 124 v 8

**Our help comes from the Lord,
who made heaven and earth.**

God had important plans for Moses and his life, you can already see God's hand at work even when Moses is a baby. God protected Moses as he floated down the Nile, he guided him straight into the arms of the Pharaoh's daughter. God even made a way for Moses' own mother to nurse him. Moses' knowledge of the court of Pharaoh and his own Israelite culture would be invaluable in the years to come.

Try to learn this verse together, you could come up with some actions to help you remember it or decorate the verse on a piece of paper or card together and put it up somewhere to remind you of it through the week.



Family Activity 2

You will need: A piece of string or a line on the floor

You need a line on the floor, you could draw or create one or use one which naturally appears in your house or garden.

Play a game of 'river – bank'. Decide which side of the line is the river, the other side is the bank. One person is the leader, they must call out either river or bank. Everybody else should jump over the line to the correct side.

Begin by simply alternating between river and bank but then make it trickier. Speed up the calls or repeat river or bank to see if you can trick people into jumping to the wrong side.

Helping Older Children

Older children might have seen footage and images in the news about the many refugee families seeking safety and security. In the UK there are many shocking images of children crossing the channel with their families and facing dangerous conditions.

Throughout the Old Testament we read stories of the Israelites living as strangers in foreign lands. Even though they faced challenges and dangers God was always with them and God's big plan was for them to be protected and provided for.

We can pray for the refugees in our own world knowing that God's heart is for them to be safe and protected.

Perhaps you could research local charities which support refugees and find some toys or clothes that your child would like to pass on to a child refugee arriving in their country.

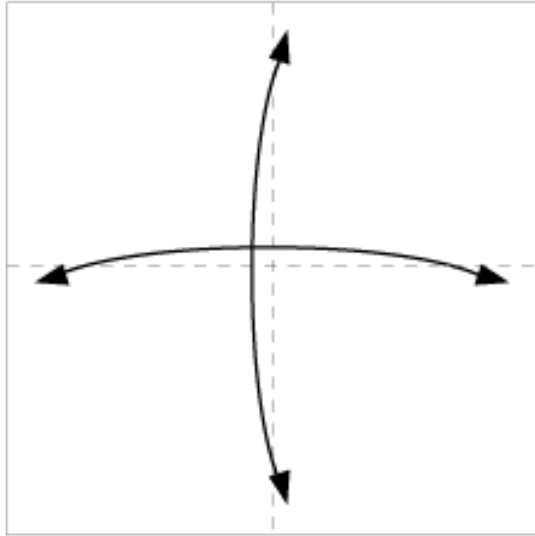
Active Prayer

Moses had an amazing family – his mother who took the risk of placing him into the Nile to save him, his sister who followed at the basket and spoke boldly to the princess, his adoptive mother the princess who raised him at the palace. It is good to recognise and pray for those in our own lives who support and provide for us.

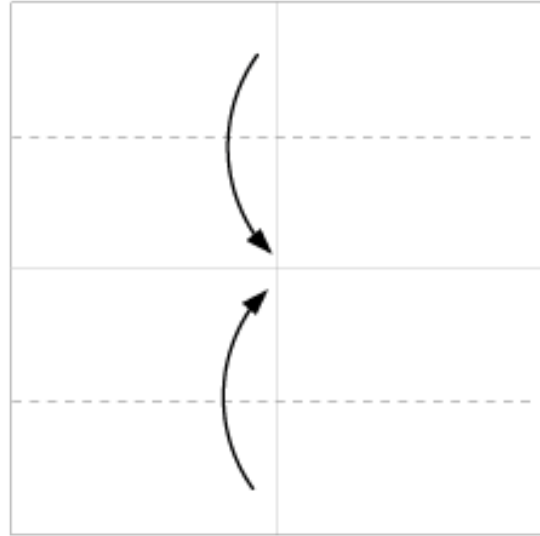
Search your home for photos of family members or friends that support you. Each time you find a photo, stop and pray for all the people in the image. If you can't find enough photos why not look back through images on a phone or social media.



Instructions to fold a floating origami boat



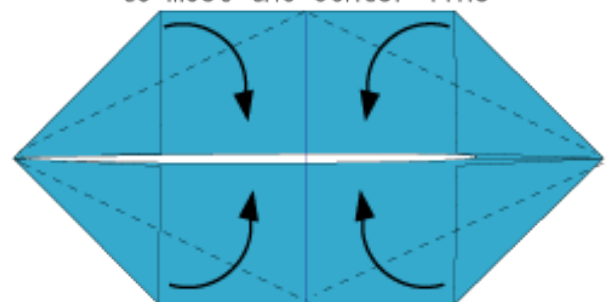
1 Fold in the dotted lines to make crease and fold back



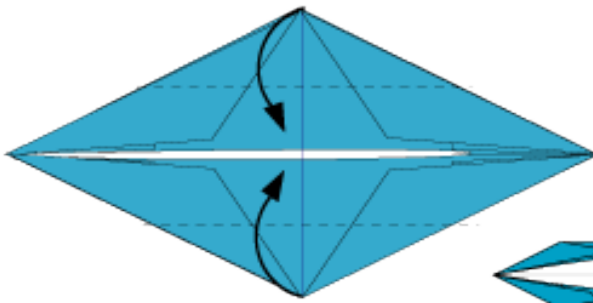
2 Fold in the dotted lines to meet the center line



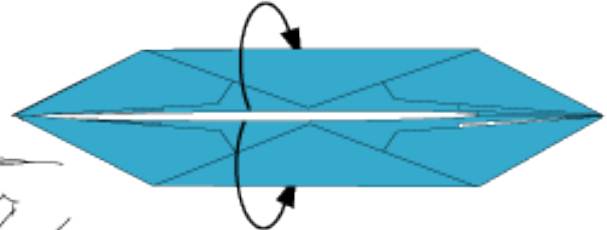
3 Fold in the dotted lines




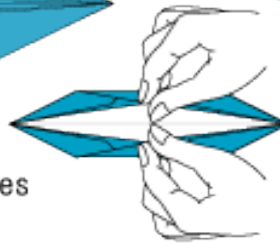
4 Fold in the dotted lines



5 Fold in the dotted lines



6 Open the pocket and turn inside out



7 Finished

A Boat

*Traditional
Diagram:Fumiaki Shingu

A colouring page you could print and colour together

Space background image from <https://docolorclipart.com/>.

PSALM 124 V 8

OUR HELP COMES
FROM THE LORD,
WHO MADE
HEAVEN AND
EARTH.

PUZZLE SHEET

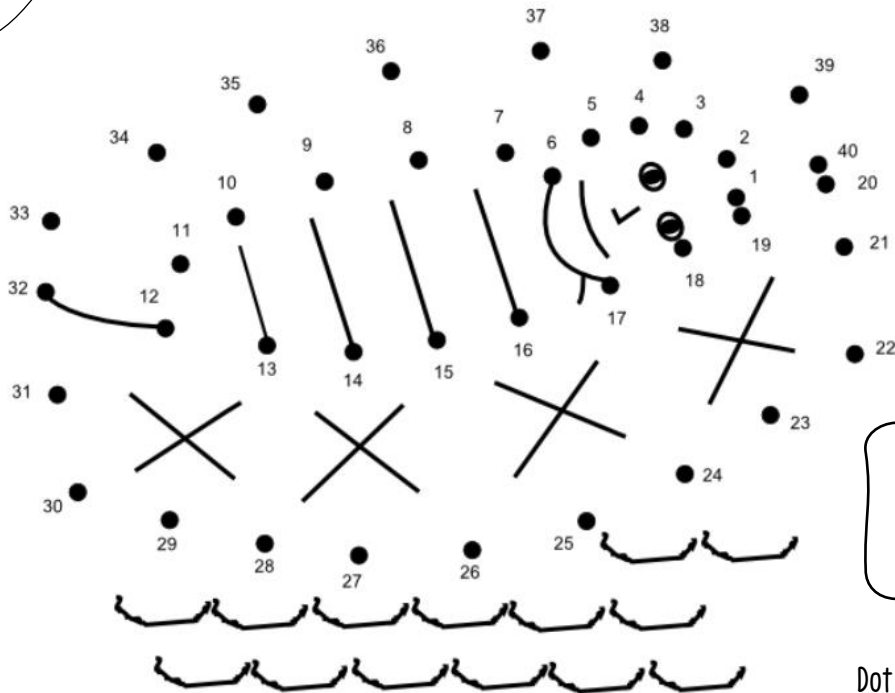




Which path will lead the princess to baby Moses?

a.

b.

c.



Can you find these objects hidden in the picture?

Join the dots to complete the picture of baby Moses in the river.