

Together @ Home

Here are some activities you could do together as a family, begin with the story and then do as many or as few as you like, in any order.




Bible Passage

Today we will be exploring the story of God's promise to David
You can find it in your Bible in:

2 Samuel 7 v 1–14

Read the story together – choose a Bible translation or children's story version which best suits your group.



A prayer to say together

Dear God,

Thank you for the story of David and your promise to Him. Thank you that you love to give us good gifts and to bless us just as you blessed David.

Thank you that you are not far from us but that we can invite you into our hearts and know you living inside us through our helper the Holy Spirit.

We pray for those in our communities who do not have a safe home or any place to live, would you protect and provide for them.

Amen

Discussion

A question for adults to ask children

Why do you think David wanted to build a house for God?

David lived in a palace but the Ark of God, their most precious symbol of God's presence amongst them only lived in a tent. David wanted to give honour to God and bless Him by building a house but God told David that He would bless David and his descendants, the house and kingdom He was planning would last forever.

A question for children to ask adults

What do you think is the most important thing to make a house a home?

A question to answer together

What would God's perfect home look like?

Family Activity 1

Why not use paper and pens to draw a picture together of what you God's perfect home might look like or build it together from Lego or blocks.



What rooms and special features would you include?

Who would you invite to live there?

What would the grounds and gardens look like?





A verse to remember

Ephesians 2 v 20–21

You are like a building that was built on the foundation of the apostles and prophets. Christ Jesus himself is the most important stone in that building, and that whole building is joined together in Christ. He makes it grow and become a holy temple in the Lord.

Try to learn this verse together, you could come up with some actions to help you remember it or decorate the verse on a piece of paper or card together and put it up somewhere to remind you of it through the week.

Family Activity 2

We are invited to be part of building God's Kingdom here on the earth, sharing God's love with others and inviting God's rule and reign in our communities. Why not find some stones to decorate with messages of encouragement and love. Paint onto the stones or decorate them with permanent markers.

Take the stones and place them around your community, pray that God would bless and encourage those that see them, that they would know God's love for themselves.



Active Prayer

Jesus said that in his Father's house there are many rooms.

Why not go on a prayer adventure around your own home.



Here is a prayer inspiration for each room in your house:

Bedrooms: Visit each bedroom in the house and say a prayer for the people who sleep in that room.


Kitchen: Pray a thank you prayer to God for providing physical and spiritual food for us each day. Pray for the foodbank and all those charities helping people to access food and supplies.

Bathroom: While you are in the bathroom... wash your hands and then take a moment to pray for all working for the NHS and emergency services and those working to vaccinate people against Coronavirus.

Living Room: Take a moment to pray for all those who appear on our screens – world leaders making difficult decisions, church leaders finding new ways to be church during lockdown and teachers connecting with their classes online.

Garden/Outside: Pray for all those in your street and community that they would come to know God more and that He would provide all that they need.

Colouring page




PUZZLE SHEET


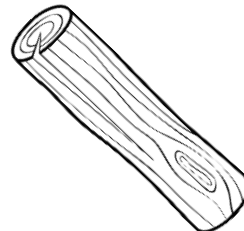
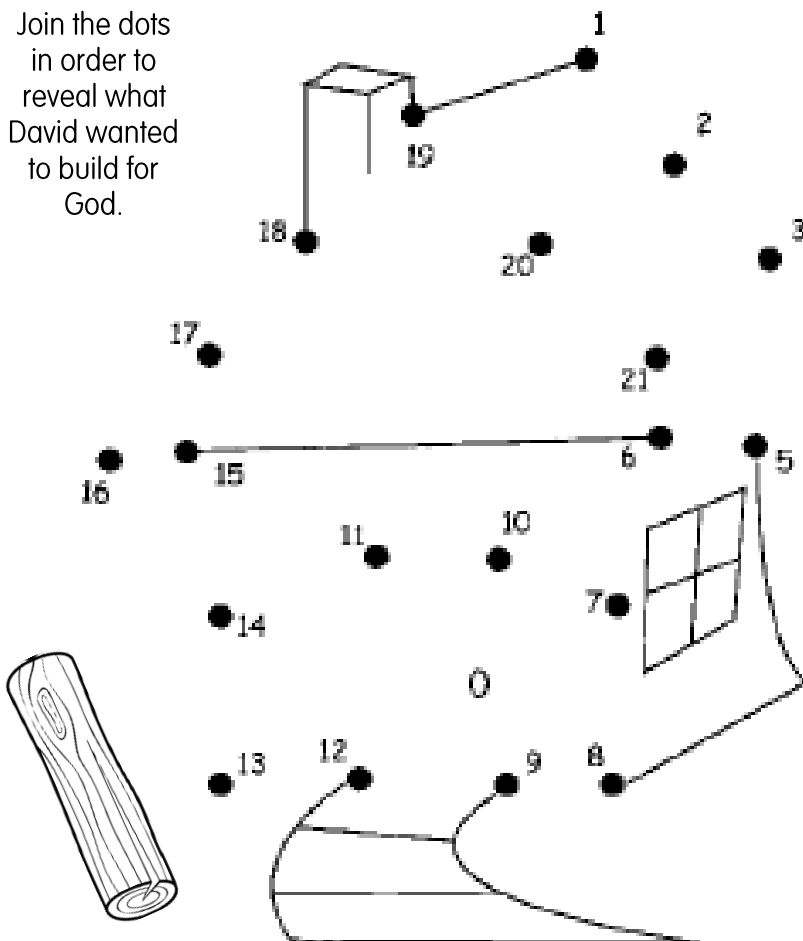
David wanted to build a house for God from cedar wood. How many logs can you find on the page?



Colour all the spaces with a dot to reveal who God sent to speak to David.



Join the dots in order to reveal what David wanted to build for God.



Unscramble the tiles to reveal a message.

Can you unscramble the bricks to reveal what God said to David?

Each brick is used only once.

Some bricks have already been placed to help you.

r	e	a	t	m	e	n	l	i	k	e	g	r	.	e	t	h	m	e	s	h	e	g			
n	a	m	e	n	a	a	r	t	h	a	k	e	e	s	t	I	w	i	N	o	w	e	a	t	,
l	l	m	o	f	t	y	o	u	r	o	n	e													

Now			a	k	e		n	a	m			
	e	t	h									
				.								

